

Quality of Life : 2013 : Analysis of Results All Residences

September 8, 2013

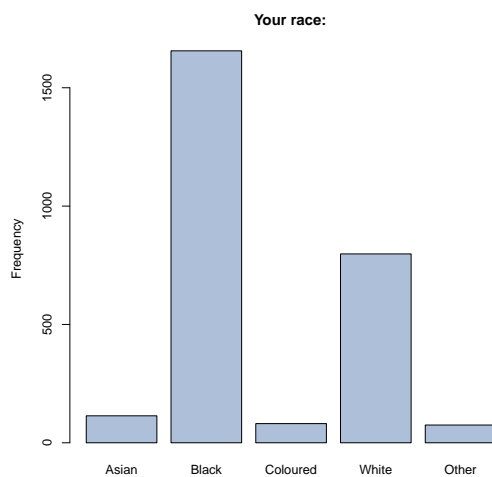
Contents

1	Demographic Variables	2
2	Overall Satisfaction	5
3	Item: Academic Matters	6
4	Item: Residence Life	9
5	Item: Residence Governance	13
6	Item: Discipline	16
7	Item: Support on Campus	19
8	Item: Safety and Security	22
9	Item: Administrative and Operational Efficiency	25
10	Item: Social Issues	29
11	Item: Sexism	34
12	Item: Racism and Xenophobia	36
13	Item: Homophobia	40
14	Item: Religious Intolerance	43
15	Item: Disability	46
16	Item: House Warden	48
17	Item: Hall Warden	53
18	Summary: All Items	56

1 Demographic Variables

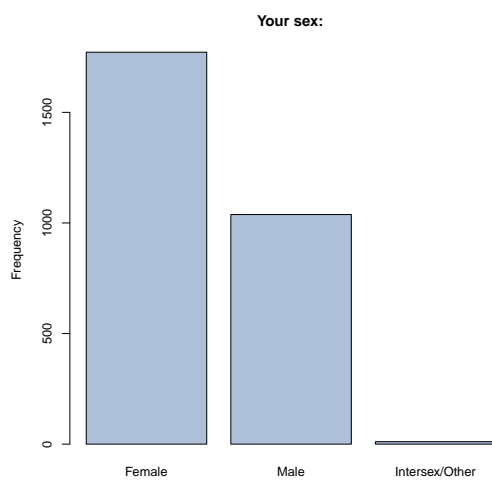
Your race:

Freq	Count	Prct
Asian	114	4.2
Black	1656	60.8
Coloured	81	3.0
White	798	29.3
Other	75	2.8
Total	2724	100.1



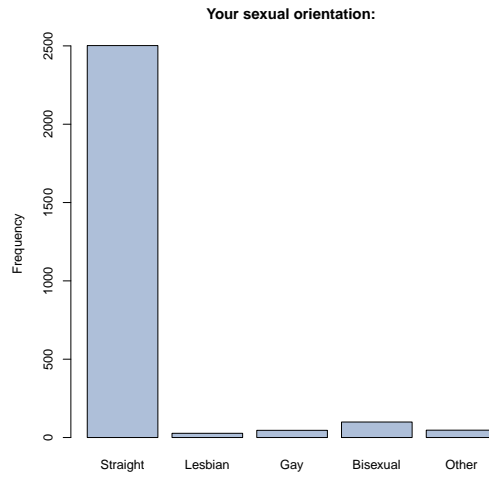
Your sex:

Freq	Count	Prct
Female	1772	62.8
Male	1038	36.8
Intersex/Other	11	0.4
Total	2821	100.0



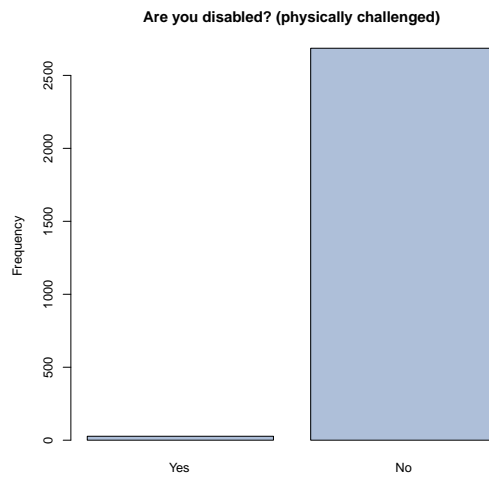
Your sexual orientation:

Freq	Count	Prcnt
Straight	2502	92.0
Lesbian	27	1.0
Gay	46	1.7
Bisexual	99	3.6
Other	47	1.7
Total	2721	100.0



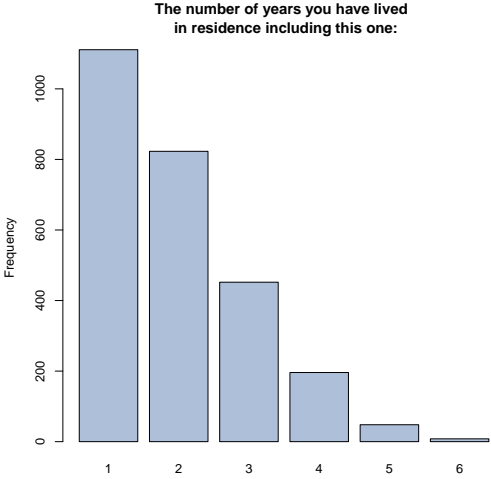
Are you disabled? (physically challenged)

Freq	Count	Prcnt
Yes	27	1
No	2686	99
Total	2713	100



The number of years you have lived in residence including this one:

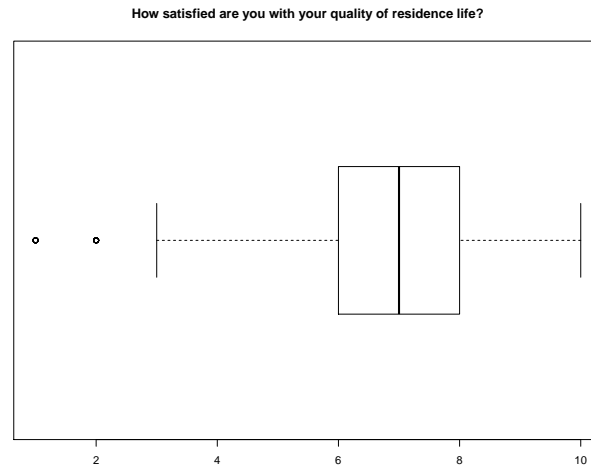
Freq	Count	Prct
1	1111	42.1
2	823	31.2
3	452	17.1
4	196	7.4
5	48	1.8
6	8	0.3
Total	2638	99.9



2 Overall Satisfaction

The overall satisfaction scores were as follows:

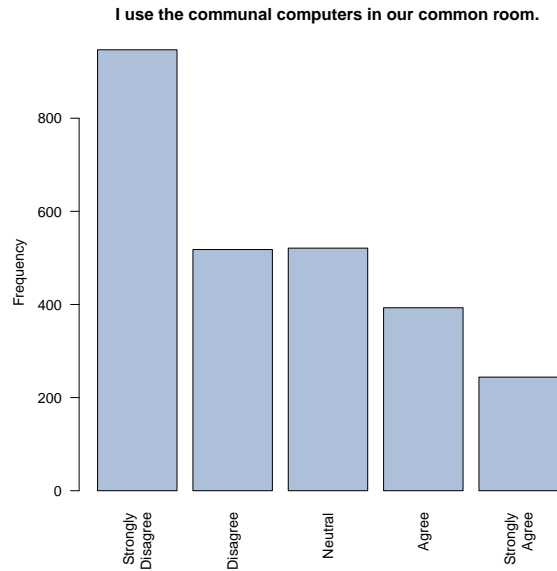
Overall	
Min.	1.000
1st Qu.	6.000
Median	7.000
Mean	7.115
3rd Qu.	8.000
Max.	10.000
NA's	143.000



3 Item: Academic Matters

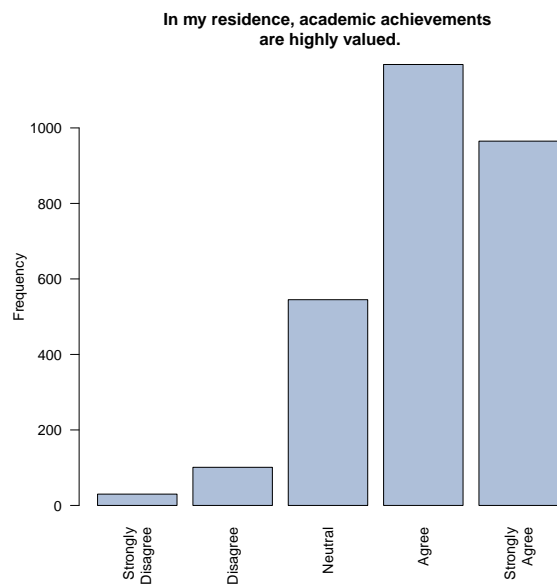
I use the communal computers in our common room.

Freq	Count	Prnt
Strongly Disagree	947	36.1
Disagree	518	19.7
Neutral	521	19.9
Agree	393	15.0
Strongly Agree	244	9.3
Total	2623	100.0



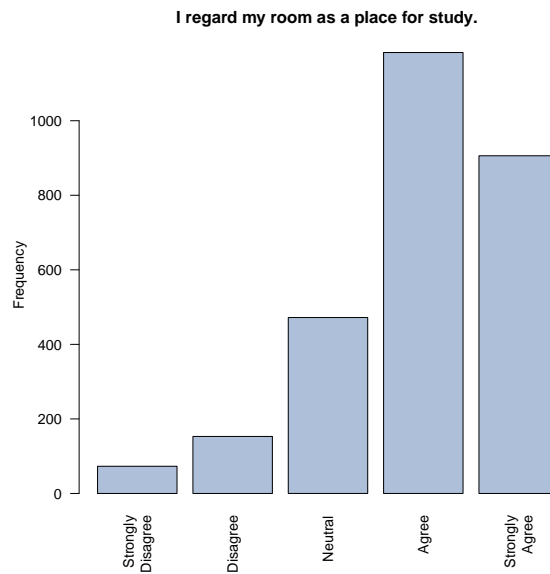
In my residence, academic achievements are highly valued.

Freq	Count	Prnt
Strongly Disagree	30	1.1
Disagree	101	3.6
Neutral	545	19.4
Agree	1168	41.6
Strongly Agree	965	34.4
Total	2809	100.1



I regard my room as a place for study.

Freq	Count	Prct
Strongly Disagree	73	2.6
Disagree	153	5.5
Neutral	472	16.9
Agree	1183	42.4
Strongly Agree	906	32.5
Total	2787	99.9



Summary of the item Academic Matters :

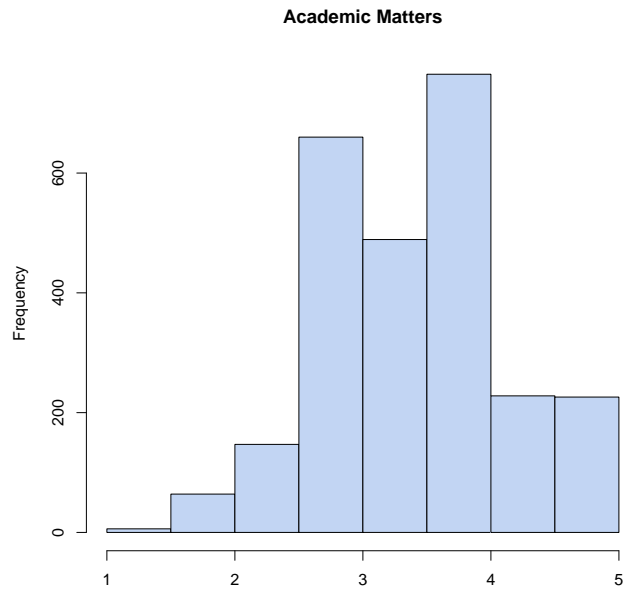


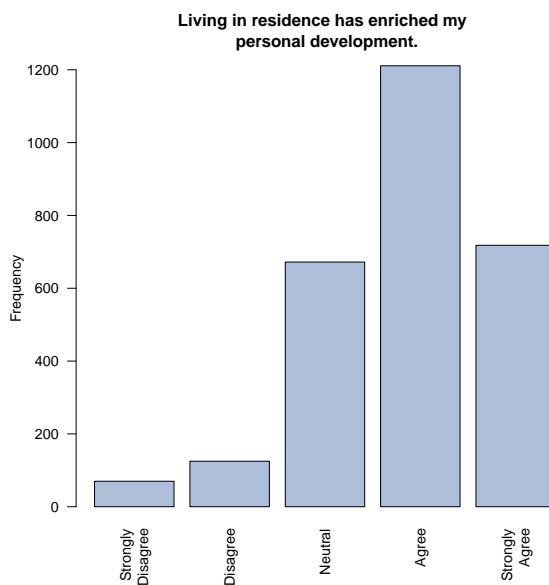
Table 1: Academic Matters

Mean	Standard.Deviation
3.473	0.71127

4 Item: Residence Life

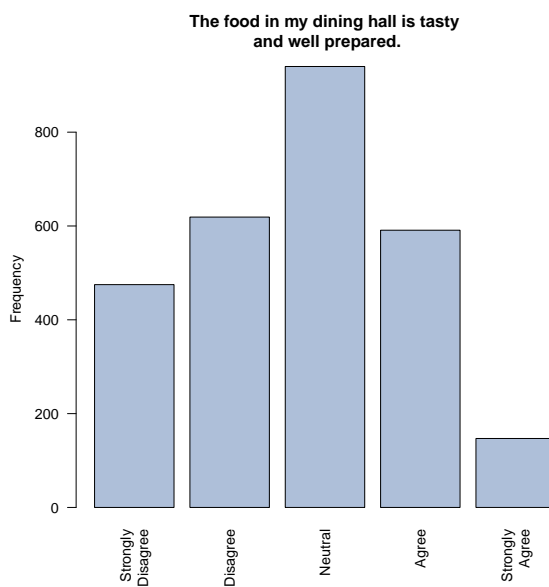
Living in residence has enriched my personal development.

Freq	Count	Prct
Strongly Disagree	70	2.5
Disagree	125	4.5
Neutral	672	24.0
Agree	1211	43.3
Strongly Agree	718	25.7
Total	2796	100.0



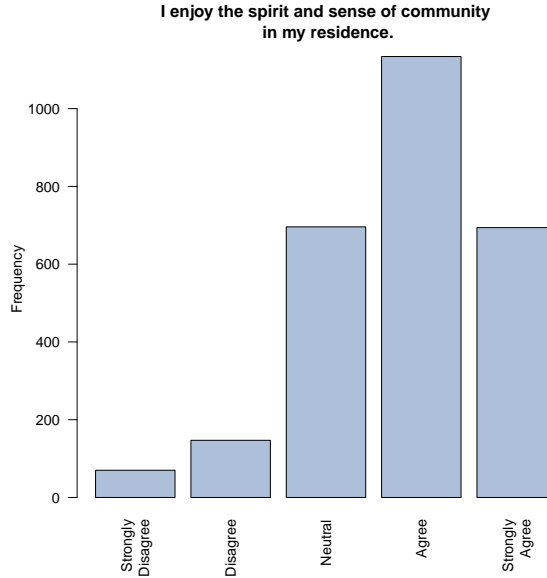
The food in my dining hall is tasty and well prepared.

Freq	Count	Prct
Strongly Disagree	475	17.1
Disagree	619	22.3
Neutral	940	33.9
Agree	591	21.3
Strongly Agree	147	5.3
Total	2772	99.9



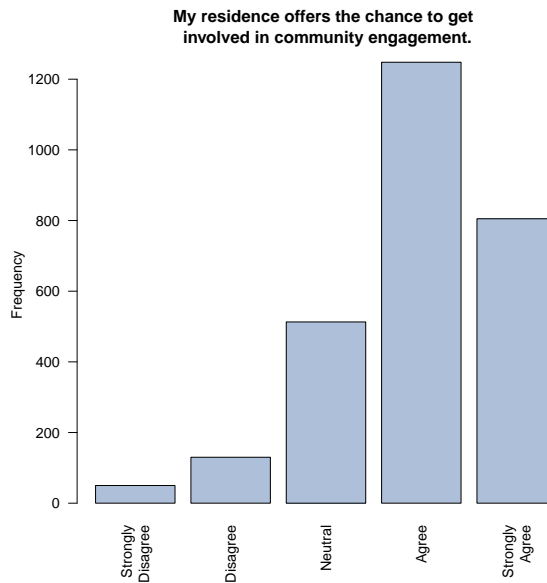
I enjoy the spirit and sense of community in my residence.

Freq	Count	Prnt
Strongly Disagree	70	2.6
Disagree	147	5.4
Neutral	696	25.4
Agree	1134	41.4
Strongly Agree	694	25.3
Total	2741	100.1



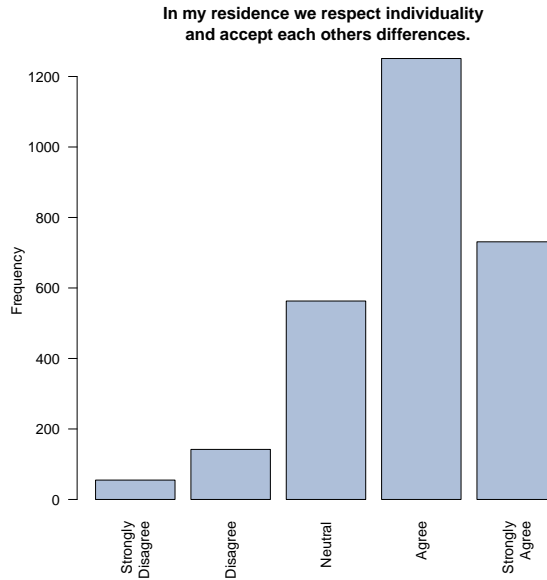
My residence offers the chance to get involved in community engagement.

Freq	Count	Prnt
Strongly Disagree	50	1.8
Disagree	130	4.7
Neutral	513	18.7
Agree	1248	45.4
Strongly Agree	805	29.3
Total	2746	99.9



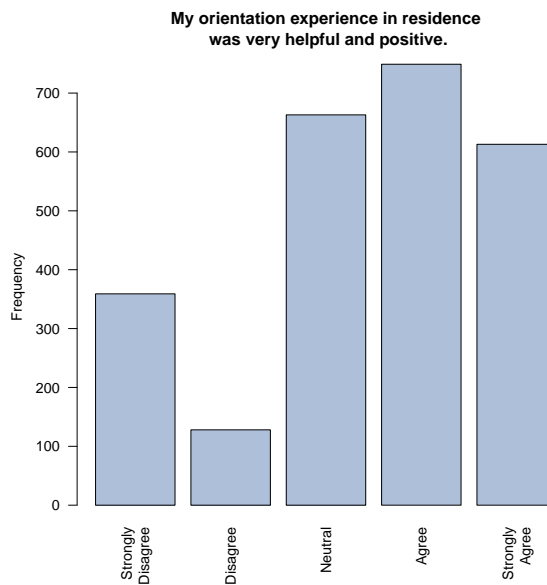
In my residence we respect individuality and accept each others differences.

Freq	Count	Prcent
Strongly Disagree	55	2.0
Disagree	142	5.2
Neutral	563	20.5
Agree	1251	45.6
Strongly Agree	731	26.7
Total	2742	100.0



My orientation experience in residence was very helpful and positive.

Freq	Count	Prcent
Strongly Disagree	359	14.3
Disagree	128	5.1
Neutral	663	26.4
Agree	749	29.8
Strongly Agree	613	24.4
Total	2512	100.0



Summary of the item Residence Life :

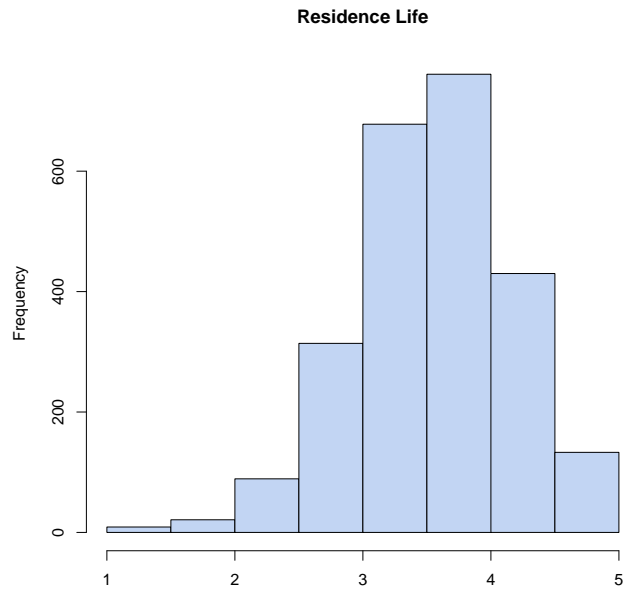


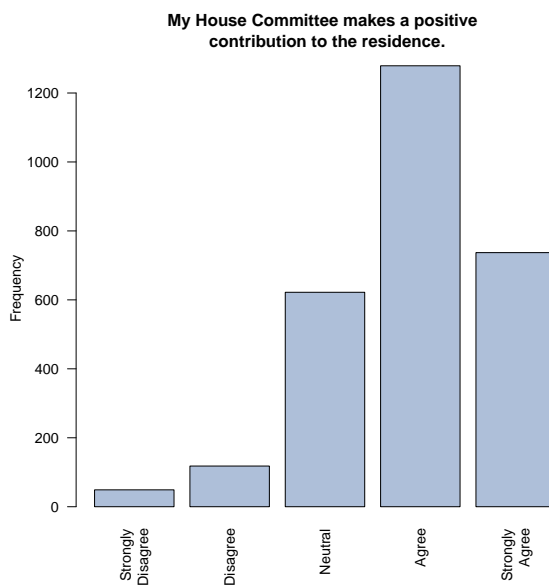
Table 2: Residence Life

Mean	Standard.Deviation
3.6286	0.61884

5 Item: Residence Governance

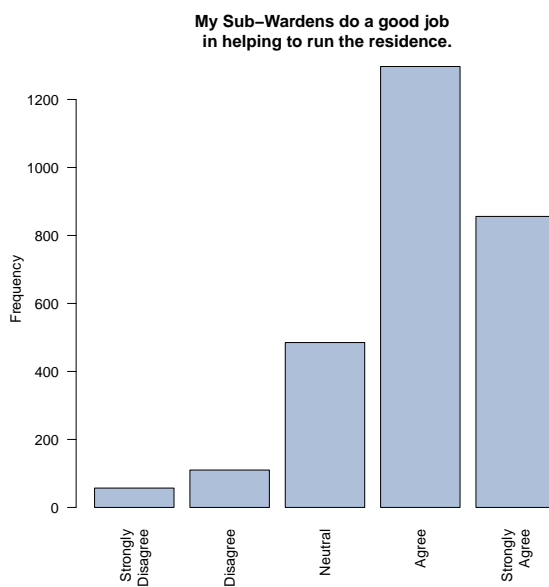
My House Committee makes a positive contribution to the residence.

Freq	Count	Prnt
Strongly Disagree	49	1.7
Disagree	118	4.2
Neutral	622	22.2
Agree	1279	45.6
Strongly Agree	737	26.3
Total	2805	100.0



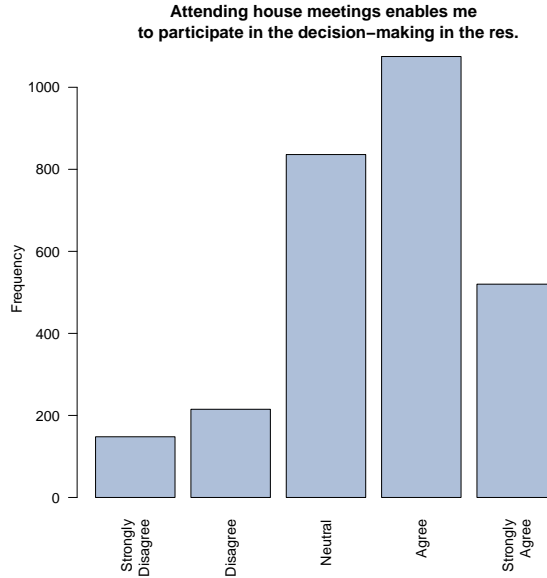
My Sub-Wardens do a good job in helping to run the residence.

Freq	Count	Prnt
Strongly Disagree	57	2.0
Disagree	110	3.9
Neutral	485	17.3
Agree	1297	46.2
Strongly Agree	856	30.5
Total	2805	99.9



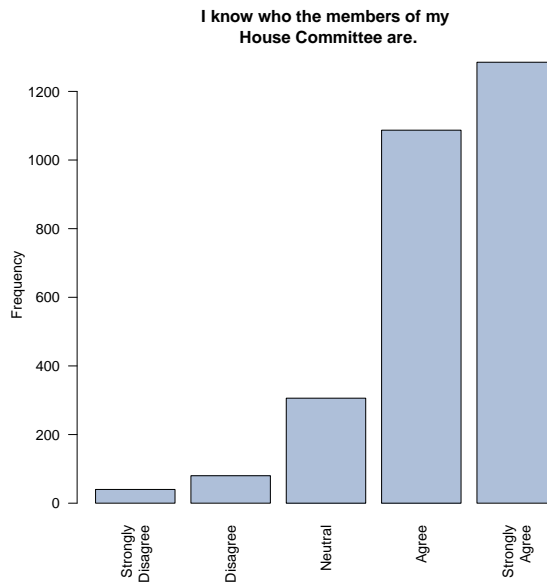
Attending house meetings enables me to participate in the decision-making in the res.

Freq	Count	Prct
Strongly Disagree	148	5.3
Disagree	215	7.7
Neutral	836	29.9
Agree	1075	38.5
Strongly Agree	520	18.6
Total	2794	100.0



I know who the members of my House Committee are.

Freq	Count	Prct
Strongly Disagree	40	1.4
Disagree	80	2.9
Neutral	306	10.9
Agree	1087	38.8
Strongly Agree	1285	45.9
Total	2798	99.9



Summary of the item Residence Governance :

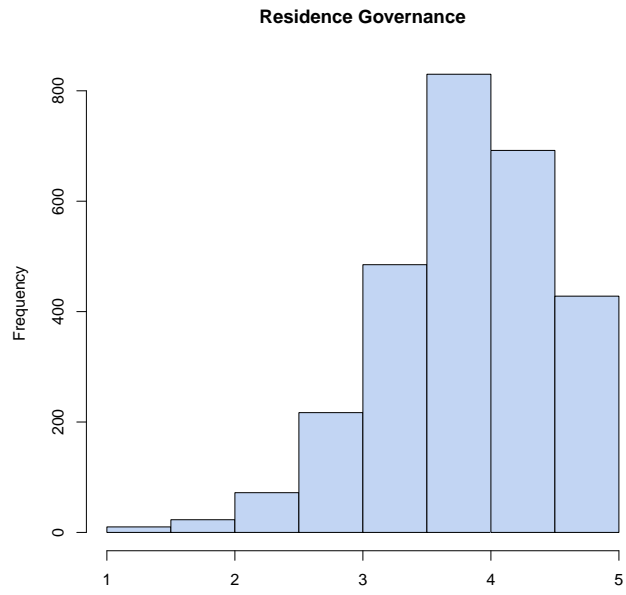


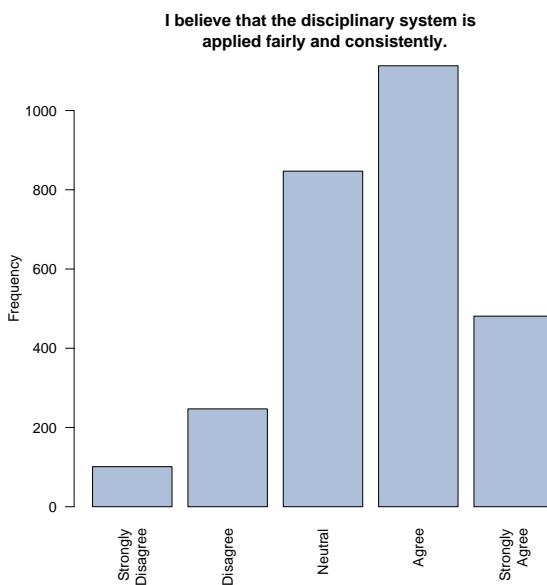
Table 3: Residence Governance

Mean	Standard.Deviation
3.9335	0.67448

6 Item: Discipline

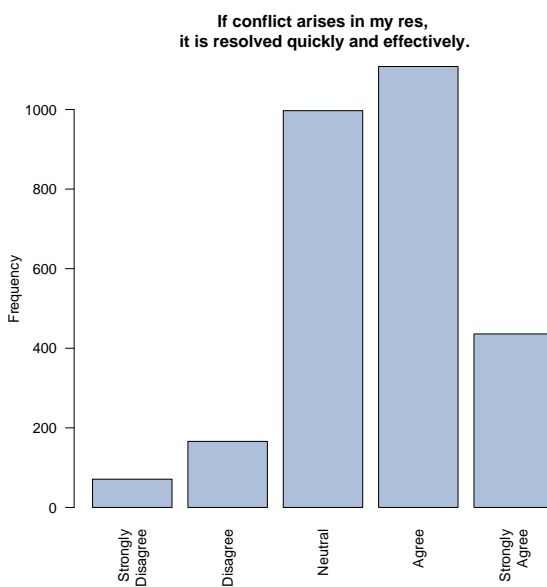
I believe that the disciplinary system is applied fairly and consistently.

Freq	Count	Prnt
Strongly Disagree	101	3.6
Disagree	247	8.9
Neutral	847	30.4
Agree	1113	39.9
Strongly Agree	481	17.2
Total	2789	100.0



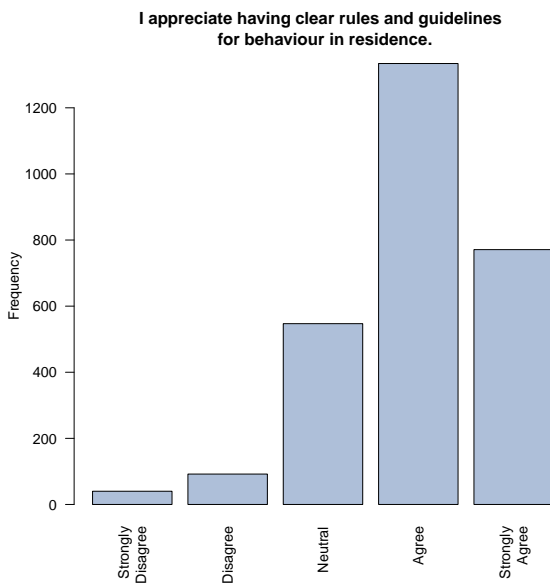
If conflict arises in my res, it is resolved quickly and effectively.

Freq	Count	Prnt
Strongly Disagree	71	2.6
Disagree	166	6.0
Neutral	997	35.9
Agree	1108	39.9
Strongly Agree	436	15.7
Total	2778	100.1



I appreciate having clear rules and guidelines for behaviour in residence.

Freq	Count	Prct
Strongly Disagree	40	1.4
Disagree	92	3.3
Neutral	547	19.6
Agree	1334	47.9
Strongly Agree	771	27.7
Total	2784	99.9



Summary of the item Discipline :

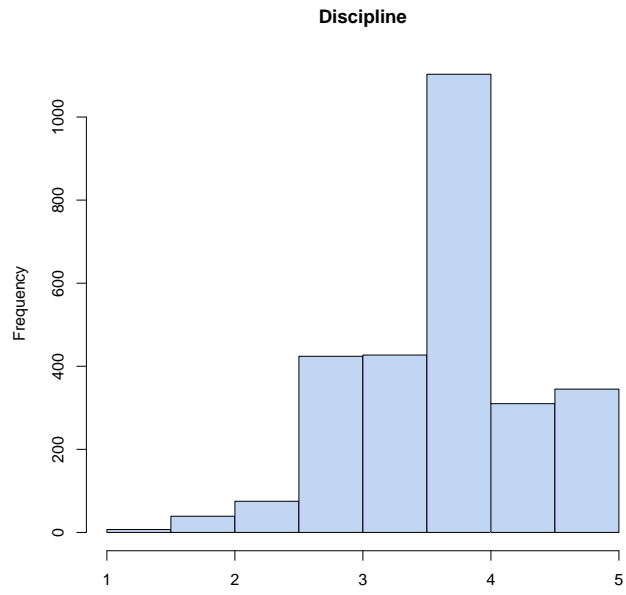


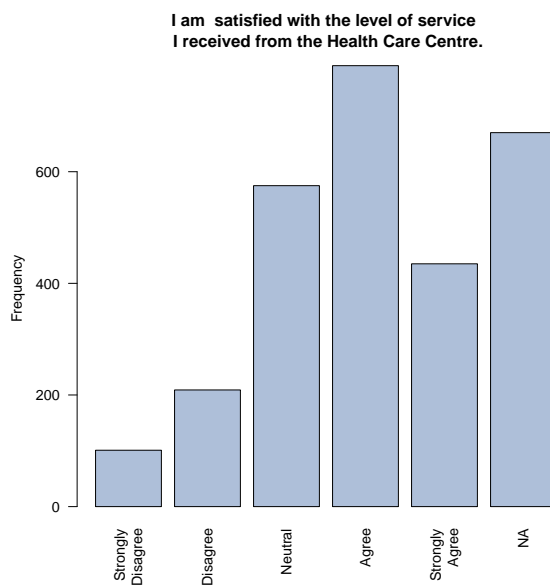
Table 4: Discipline

Mean	Standard.Deviation
3.7186	0.68191

7 Item: Support on Campus

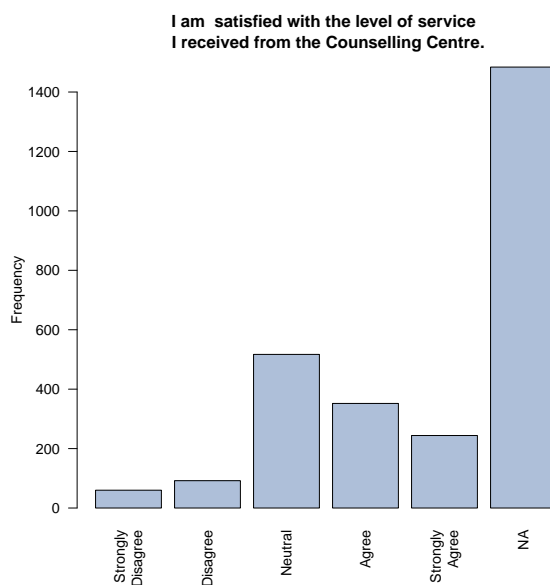
I am satisfied with the level of service I received from the Health Care Centre.

Freq	Count	Prnt
Strongly Disagree	101	3.6
Disagree	209	7.5
Neutral	575	20.7
Agree	790	28.4
Strongly Agree	435	15.6
NA	670	24.1
Total	2780	99.9



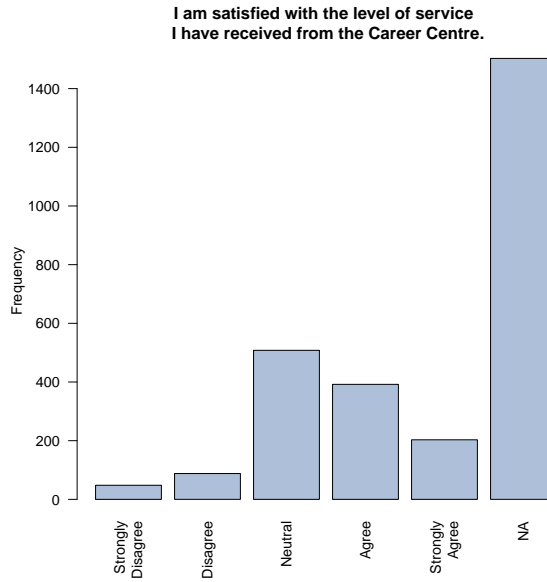
I am satisfied with the level of service I received from the Counselling Centre.

Freq	Count	Prnt
Strongly Disagree	60	2.2
Disagree	92	3.3
Neutral	517	18.8
Agree	352	12.8
Strongly Agree	244	8.9
NA	1484	54.0
Total	2749	100.0



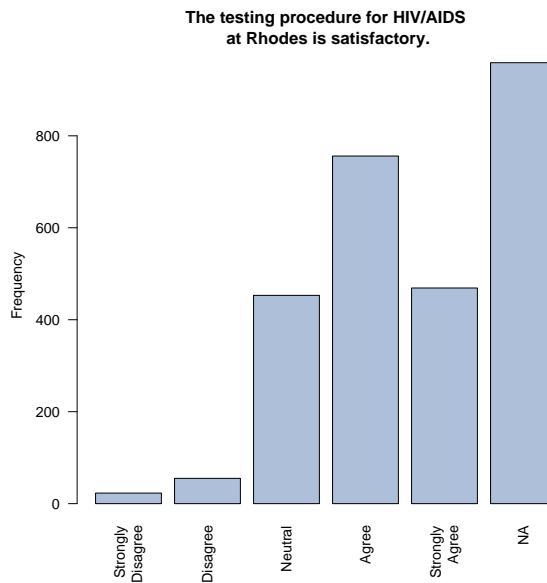
I am satisfied with the level of service I have received from the Career Centre.

Freq	Count	Prct
Strongly Disagree	48	1.8
Disagree	88	3.2
Neutral	508	18.5
Agree	392	14.3
Strongly Agree	203	7.4
NA	1503	54.8
Total	2742	100.0



The testing procedure for HIV/AIDS at Rhodes is satisfactory.

Freq	Count	Prct
Strongly Disagree	23	0.8
Disagree	55	2.0
Neutral	453	16.7
Agree	756	27.8
Strongly Agree	469	17.3
NA	959	35.3
Total	2715	99.9



Summary of the item Support on Campus :

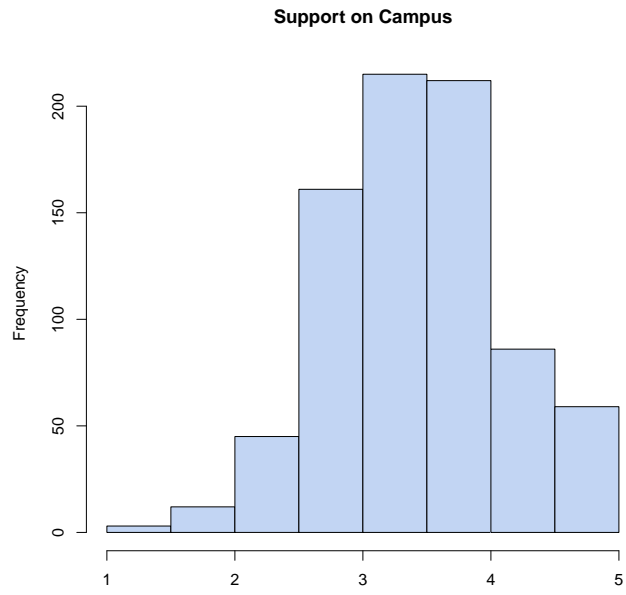


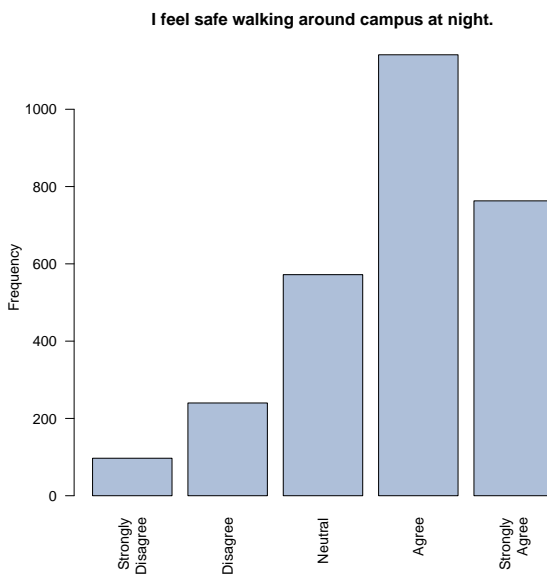
Table 5: Support on Campus

Mean	Standard.Deviation
3.5583	0.68337

8 Item: Safety and Security

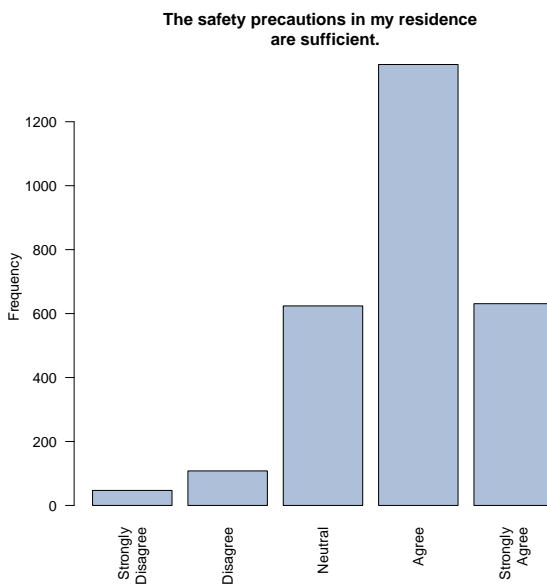
I feel safe walking around campus at night.

Freq	Count	Prnt
Strongly Disagree	97	3.4
Disagree	240	8.5
Neutral	572	20.3
Agree	1141	40.6
Strongly Agree	763	27.1
Total	2813	99.9



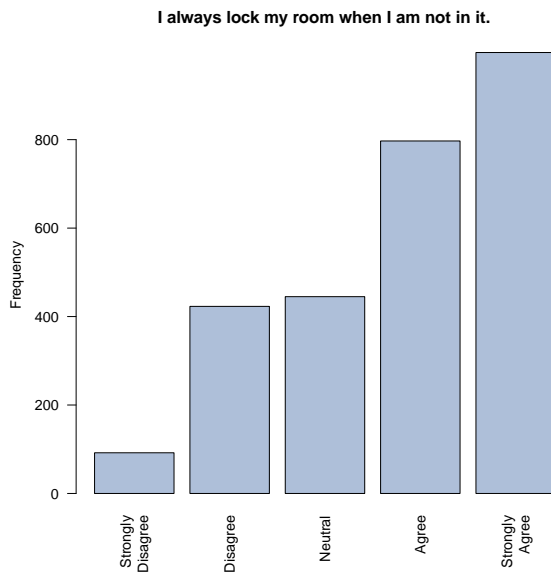
The safety precautions in my residence are sufficient.

Freq	Count	Prnt
Strongly Disagree	47	1.7
Disagree	108	3.9
Neutral	624	22.4
Agree	1379	49.4
Strongly Agree	631	22.6
Total	2789	100.0



I always lock my room when I am not in it.

Freq	Count	Prct
Strongly Disagree	92	3.3
Disagree	423	15.4
Neutral	445	16.2
Agree	797	28.9
Strongly Agree	997	36.2
Total	2754	100.0



Summary of the item Safety and Security :

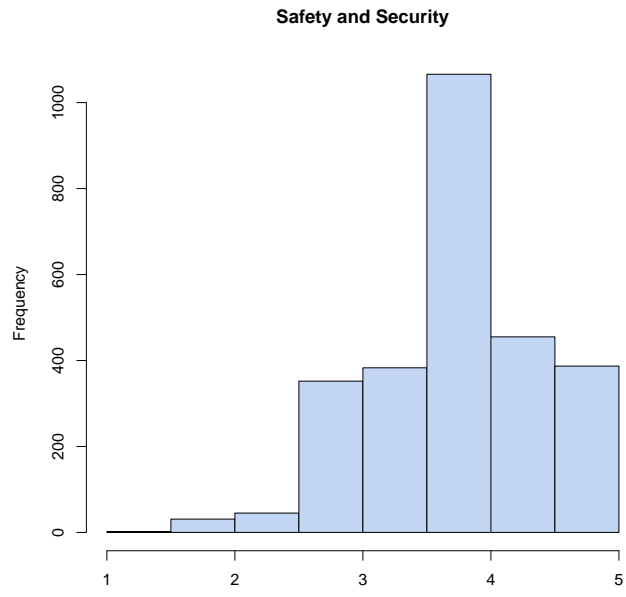


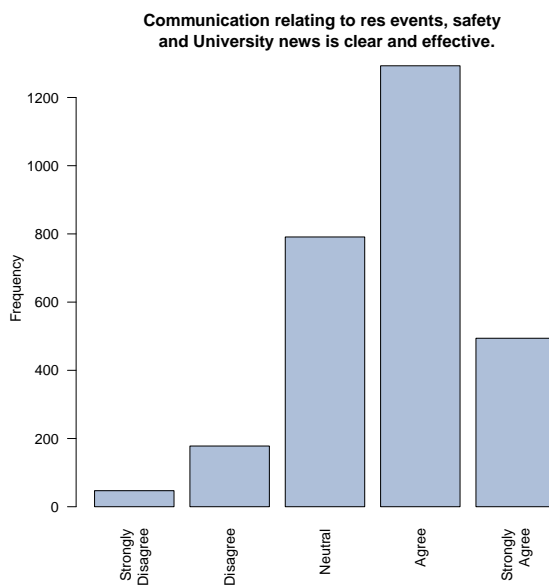
Table 6: Safety and Security

Mean	Standard.Deviation
3.8189	0.65446

9 Item: Administrative and Operational Efficiency

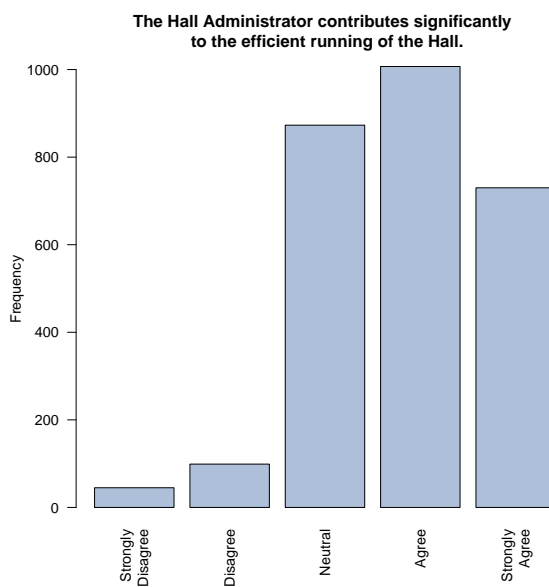
Communication relating to res events, safety and University news is clear and effective.

Freq	Count	Prct
Strongly Disagree	47	1.7
Disagree	178	6.4
Neutral	791	28.2
Agree	1293	46.1
Strongly Agree	494	17.6
Total	2803	100.0



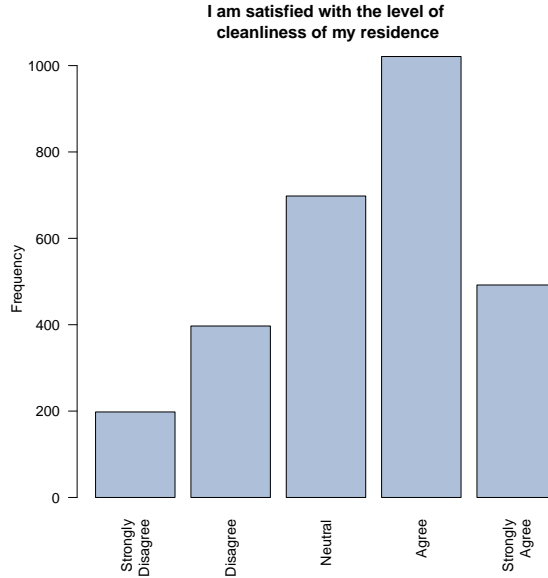
The Hall Administrator contributes significantly to the efficient running of the Hall.

Freq	Count	Prct
Strongly Disagree	45	1.6
Disagree	99	3.6
Neutral	873	31.7
Agree	1007	36.6
Strongly Agree	730	26.5
Total	2754	100.0



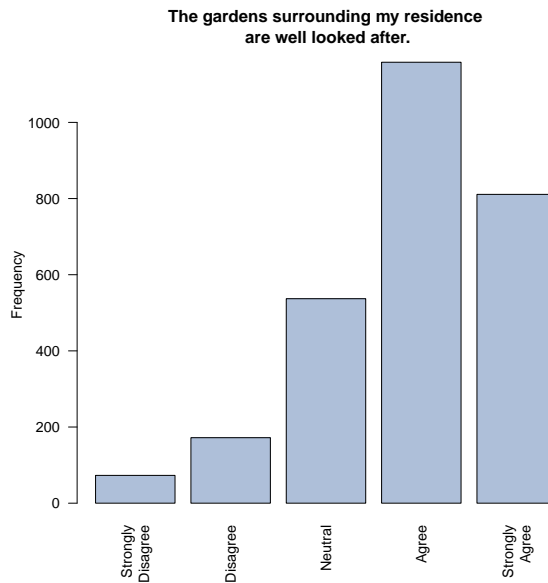
I am satisfied with the level of cleanliness of my residence

Freq	Count	Prnt
Strongly Disagree	198	7.1
Disagree	397	14.1
Neutral	698	24.9
Agree	1021	36.4
Strongly Agree	492	17.5
Total	2806	100.0



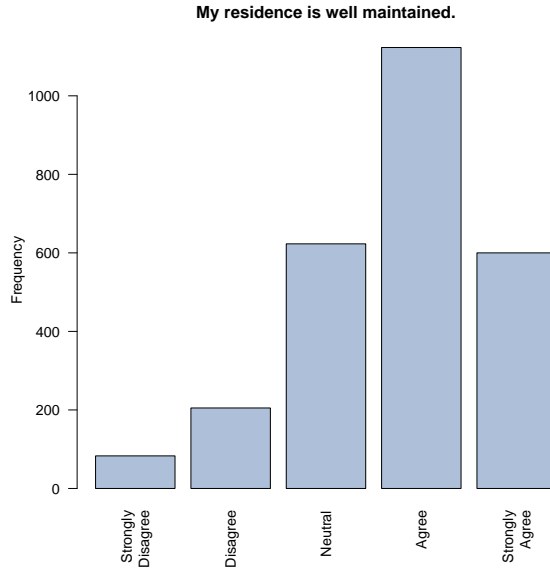
The gardens surrounding my residence are well looked after.

Freq	Count	Prnt
Strongly Disagree	73	2.7
Disagree	172	6.3
Neutral	537	19.5
Agree	1158	42.1
Strongly Agree	811	29.5
Total	2751	100.1



My residence is well maintained.

Freq	Count	Prct
Strongly Disagree	83	3.2
Disagree	205	7.8
Neutral	623	23.7
Agree	1123	42.6
Strongly Agree	600	22.8
Total	2634	100.1



Summary of the item Administrative and Operational Efficiency :

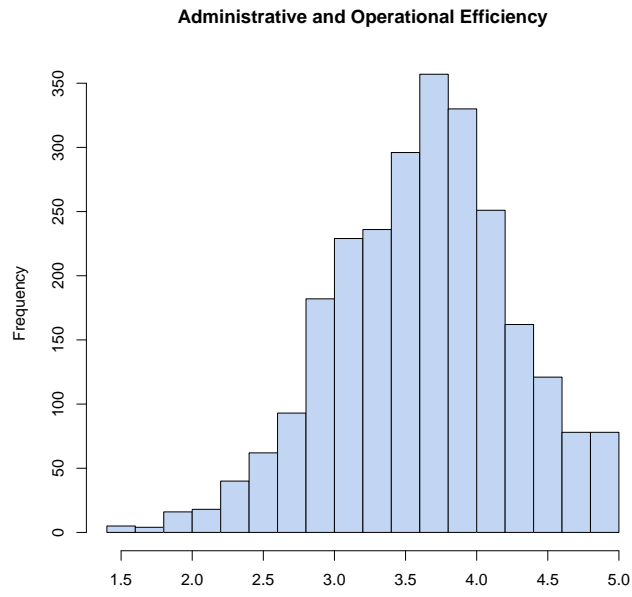


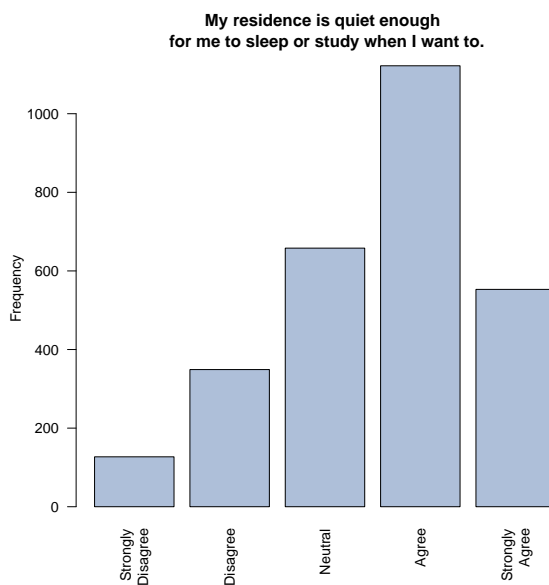
Table 7: Administrative and Operational Efficiency

Mean	Standard.Deviation
3.7199	0.62888

10 Item: Social Issues

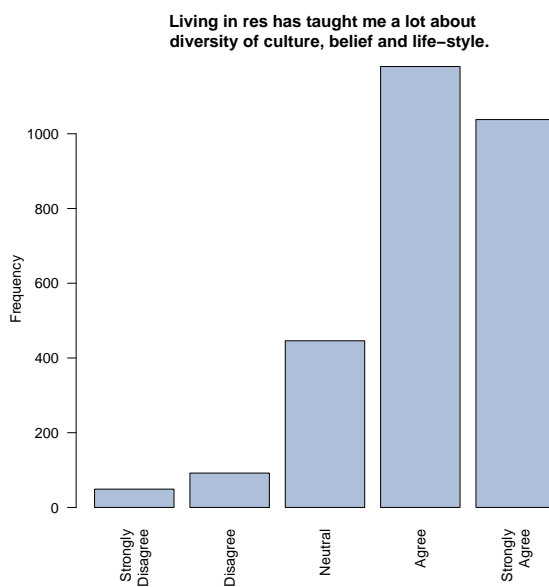
My residence is quiet enough for me to sleep or study when I want to.

Freq	Count	Prct
Strongly Disagree	127	4.5
Disagree	349	12.4
Neutral	658	23.4
Agree	1122	39.9
Strongly Agree	553	19.7
Total	2809	99.9



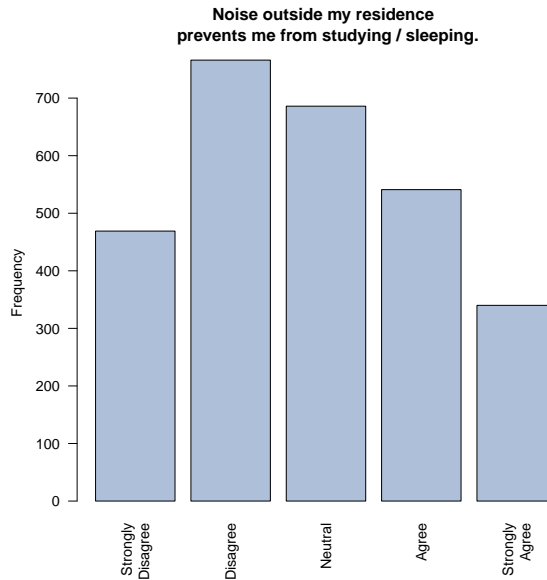
Living in res has taught me a lot about diversity of culture, belief and life-style.

Freq	Count	Prct
Strongly Disagree	49	1.7
Disagree	92	3.3
Neutral	446	15.9
Agree	1180	42.1
Strongly Agree	1038	37.0
Total	2805	100.0



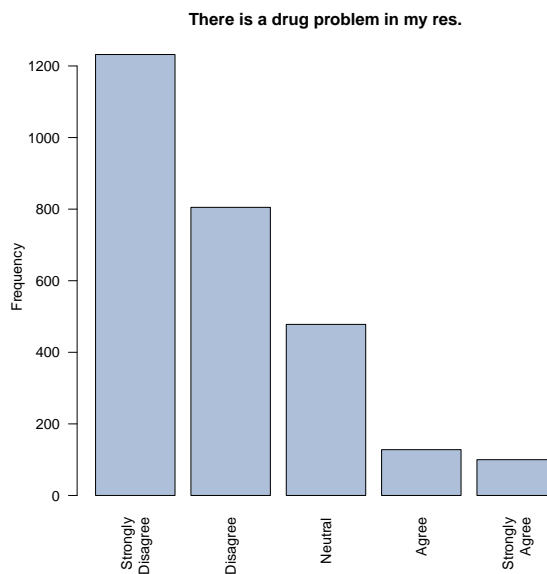
Noise outside my residence prevents me from studying / sleeping.

Freq	Count	Prent
Strongly Disagree	469	16.7
Disagree	766	27.3
Neutral	686	24.5
Agree	541	19.3
Strongly Agree	340	12.1
Total	2802	99.9



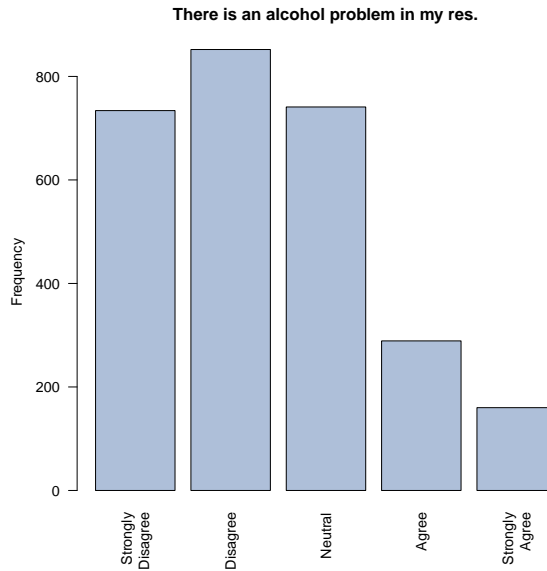
There is a drug problem in my res.

Freq	Count	Prent
Strongly Disagree	1232	44.9
Disagree	805	29.3
Neutral	478	17.4
Agree	128	4.7
Strongly Agree	100	3.6
Total	2743	99.9



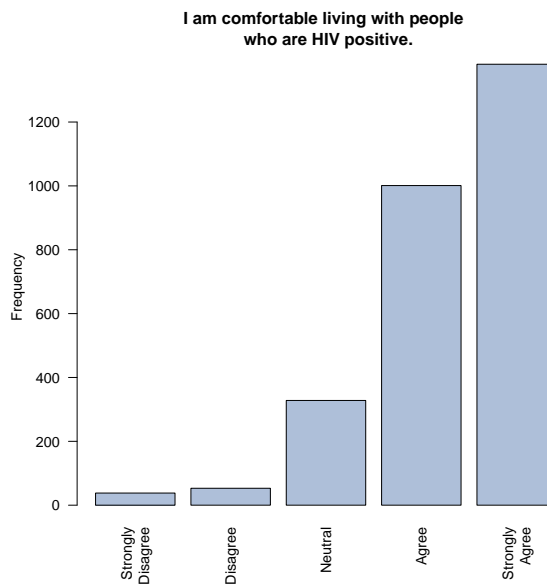
There is an alcohol problem in my res.

Freq	Count	Prcent
Strongly Disagree	734	26.4
Disagree	852	30.7
Neutral	741	26.7
Agree	289	10.4
Strongly Agree	160	5.8
Total	2776	100.0



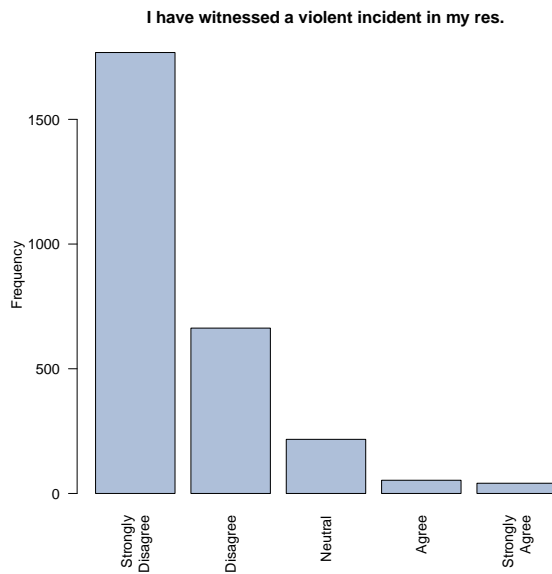
I am comfortable living with people who are HIV positive.

Freq	Count	Prcent
Strongly Disagree	38	1.4
Disagree	53	1.9
Neutral	328	11.7
Agree	1001	35.7
Strongly Agree	1381	49.3
Total	2801	100.0



I have witnessed a violent incident in my res.

Freq	Count	Prct
Strongly Disagree	1768	64.5
Disagree	663	24.2
Neutral	217	7.9
Agree	53	1.9
Strongly Agree	41	1.5
Total	2742	100.0



Summary of the item Social Issues :

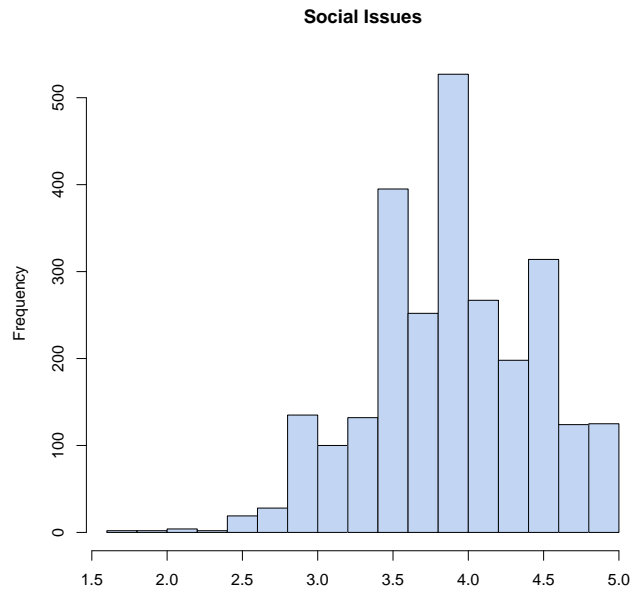


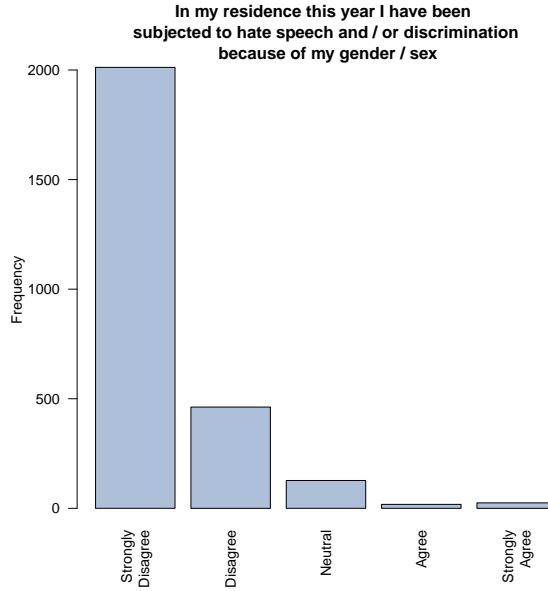
Table 8: Social Issues

Mean	Standard.Deviation
3.9007	0.54712

11 Item: Sexism

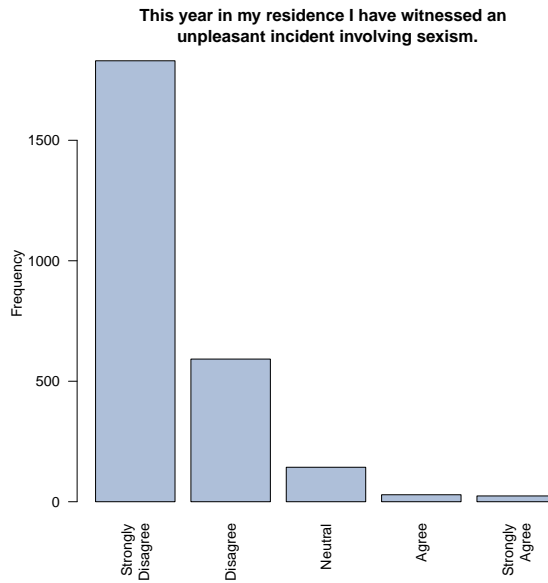
In my residence this year I have been subjected to hate speech and / or discrimination because of my gender / sex

Freq	Count	Prct
Strongly Disagree	2012	76.1
Disagree	462	17.5
Neutral	127	4.8
Agree	18	0.7
Strongly Agree	25	0.9
Total	2644	100.0



This year in my residence I have witnessed an unpleasant incident involving sexism.

Freq	Count	Prct
Strongly Disagree	1830	69.9
Disagree	592	22.6
Neutral	143	5.5
Agree	29	1.1
Strongly Agree	24	0.9
Total	2618	100.0



Summary of the item Sexism :

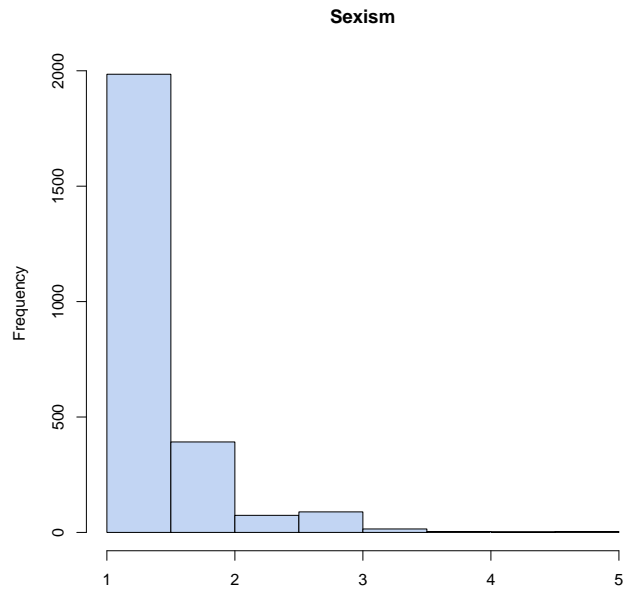


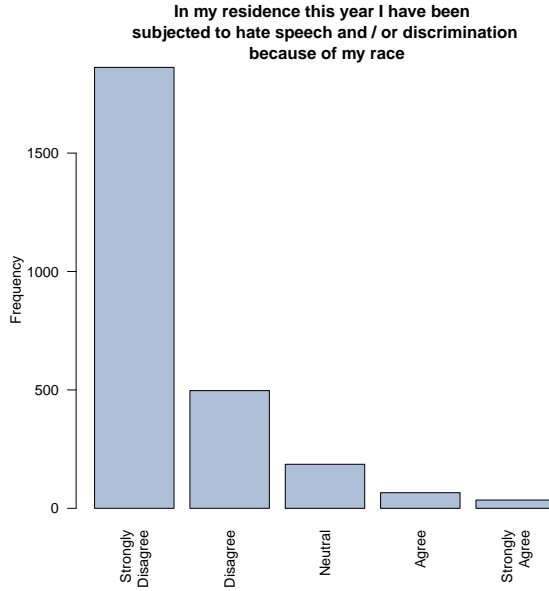
Table 9: Sexism

Mean	Standard.Deviation
1.3626	0.59048

12 Item: Racism and Xenophobia

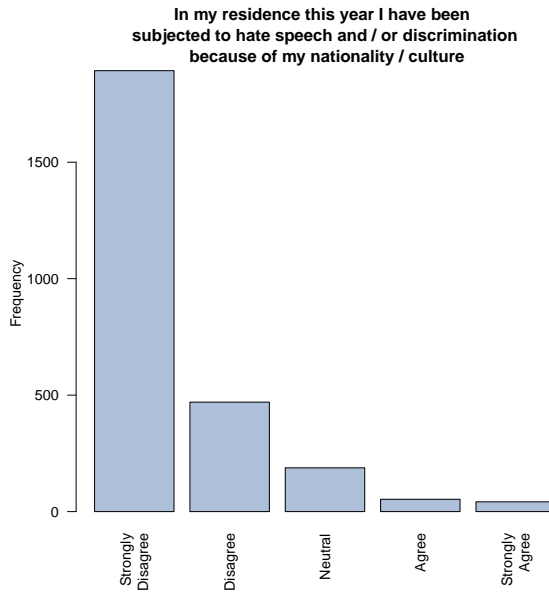
In my residence this year I have been subjected to hate speech and / or discrimination because of my race

Freq	Count	Prnt
Strongly Disagree	1862	70.4
Disagree	497	18.8
Neutral	186	7.0
Agree	66	2.5
Strongly Agree	35	1.3
Total	2646	100.0



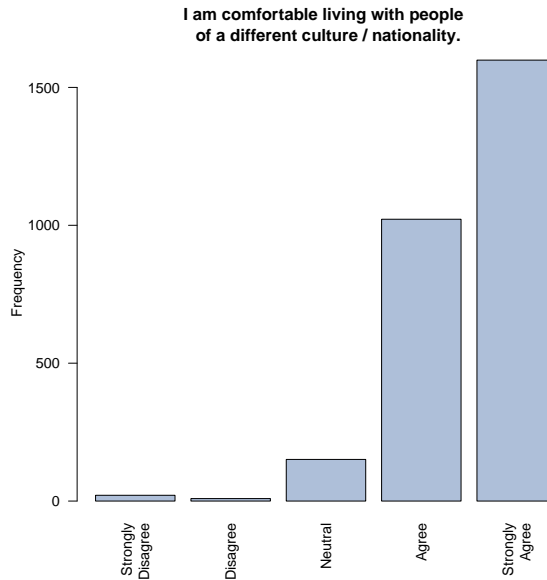
In my residence this year I have been subjected to hate speech and / or discrimination because of my nationality / culture

Freq	Count	Prnt
Strongly Disagree	1893	71.5
Disagree	470	17.8
Neutral	188	7.1
Agree	53	2.0
Strongly Agree	42	1.6
Total	2646	100.0



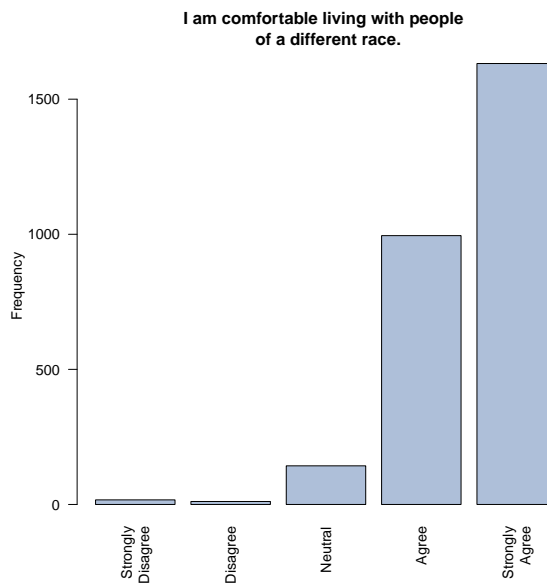
I am comfortable living with people of a different culture / nationality.

Freq	Count	Prent
Strongly Disagree	21	0.7
Disagree	9	0.3
Neutral	151	5.4
Agree	1022	36.5
Strongly Agree	1599	57.1
Total	2802	100.0



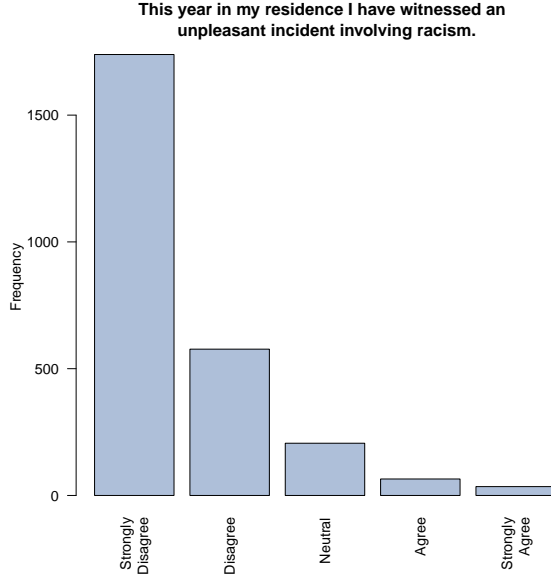
I am comfortable living with people of a different race.

Freq	Count	Prent
Strongly Disagree	17	0.6
Disagree	11	0.4
Neutral	143	5.1
Agree	995	35.6
Strongly Agree	1632	58.3
Total	2798	100.0



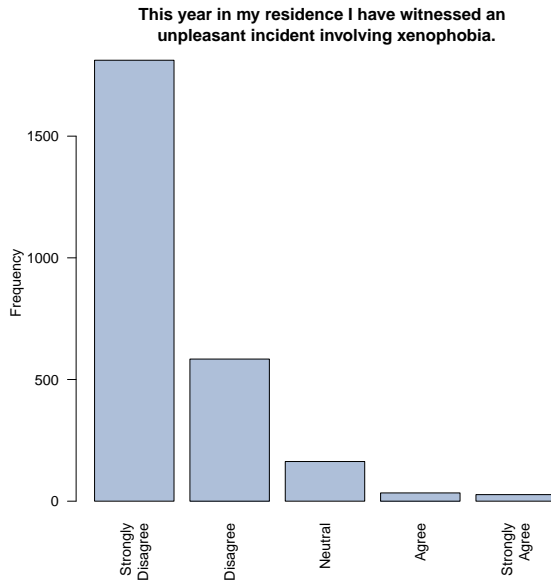
This year in my residence I have witnessed an unpleasant incident involving racism.

Freq	Count	Prct
Strongly Disagree	1739	66.3
Disagree	577	22.0
Neutral	206	7.9
Agree	65	2.5
Strongly Agree	35	1.3
Total	2622	100.0



This year in my residence I have witnessed an unpleasant incident involving xenophobia.

Freq	Count	Prct
Strongly Disagree	1812	69.2
Disagree	584	22.3
Neutral	163	6.2
Agree	34	1.3
Strongly Agree	27	1.0
Total	2620	100.0



Summary of the item Racism and Xenophobia :

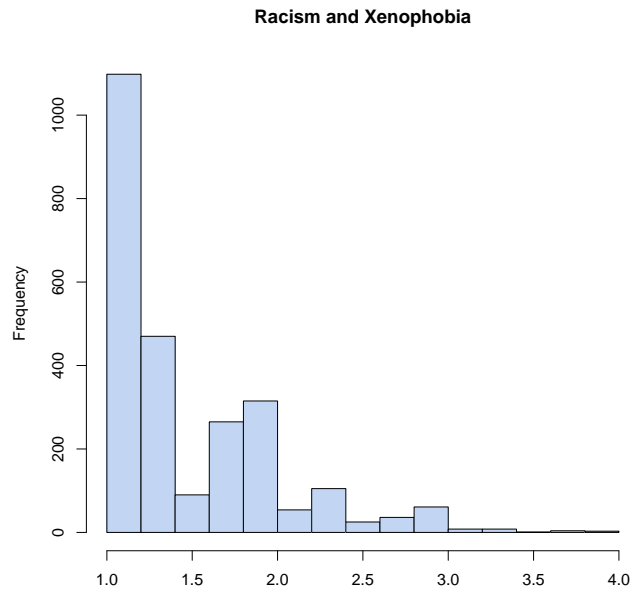


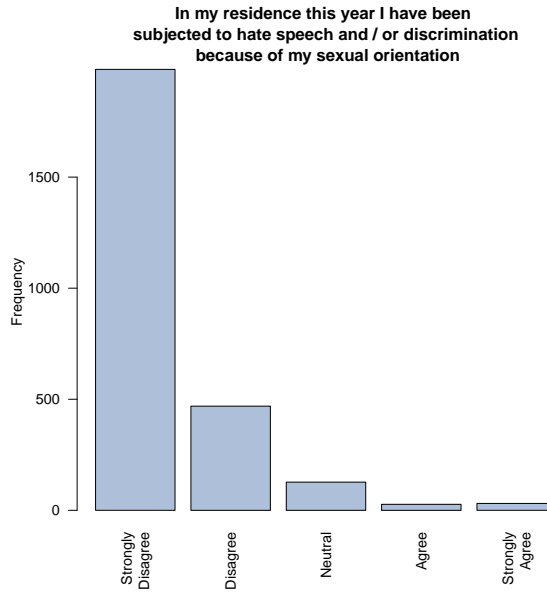
Table 10: Racism and Xenophobia

Mean	Standard.Deviation
1.4622	0.53636

13 Item: Homophobia

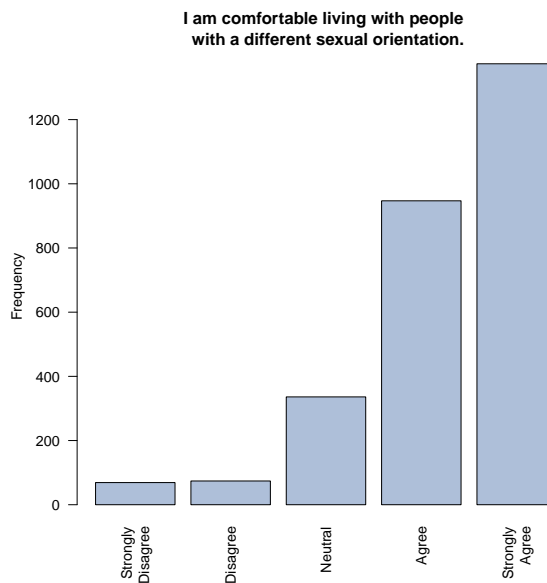
In my residence this year I have been subjected to hate speech and / or discrimination because of my sexual orientation

Freq	Count	Prnt
Strongly Disagree	1985	75.2
Disagree	469	17.8
Neutral	127	4.8
Agree	27	1.0
Strongly Agree	31	1.2
Total	2639	100.0



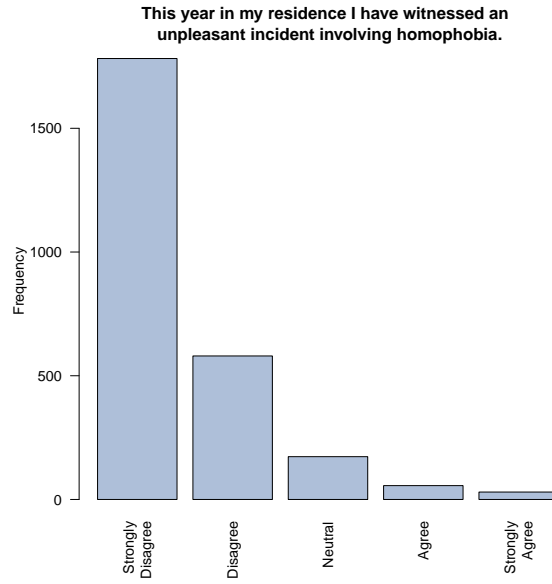
I am comfortable living with people with a different sexual orientation.

Freq	Count	Prnt
Strongly Disagree	69	2.5
Disagree	74	2.6
Neutral	336	12.0
Agree	947	33.8
Strongly Agree	1374	49.1
Total	2800	100.0



This year in my residence I have witnessed an unpleasant incident involving homophobia.

Freq	Count	Prct
Strongly Disagree	1782	68.0
Disagree	580	22.1
Neutral	173	6.6
Agree	56	2.1
Strongly Agree	30	1.1
Total	2621	99.9



Summary of the item Homophobia :

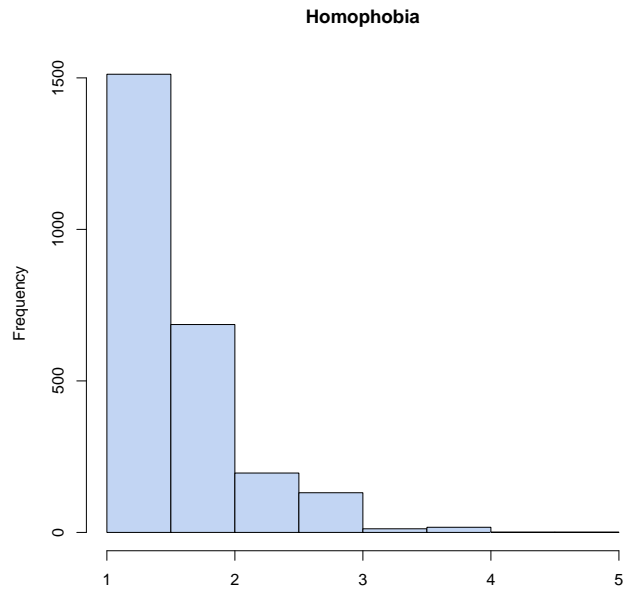


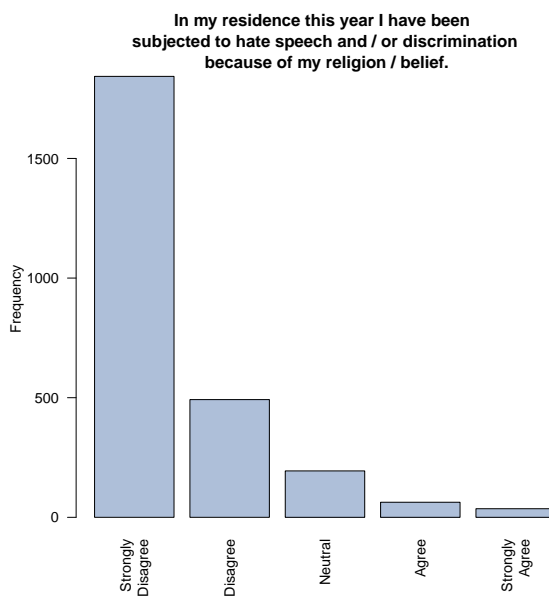
Table 11: Homophobia

Mean	Standard.Deviation
1.5158	0.57668

14 Item: Religious Intolerance

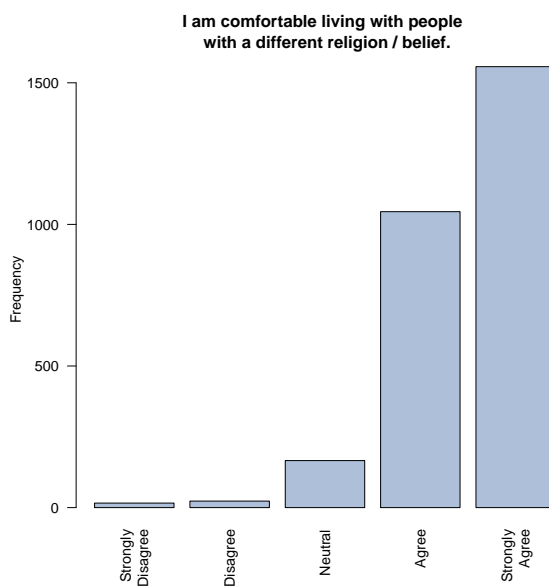
In my residence this year I have been subjected to hate speech and / or discrimination because of my religion / belief.

Freq	Count	Prct
Strongly Disagree	1843	70.1
Disagree	492	18.7
Neutral	194	7.4
Agree	63	2.4
Strongly Agree	36	1.4
Total	2628	100.0



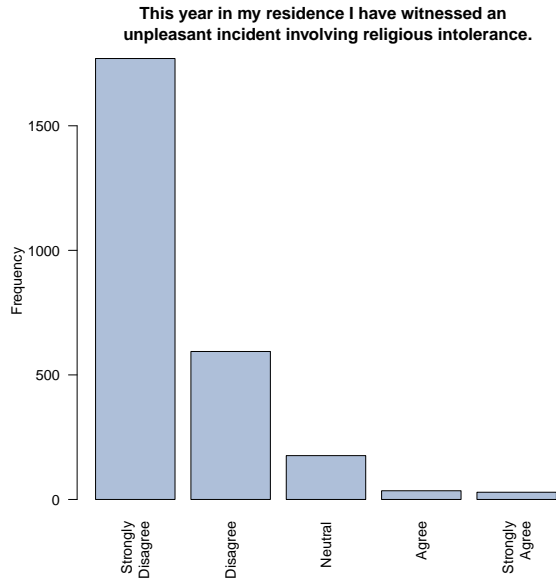
I am comfortable living with people with a different religion / belief.

Freq	Count	Prct
Strongly Disagree	16	0.6
Disagree	23	0.8
Neutral	166	5.9
Agree	1045	37.2
Strongly Agree	1557	55.5
Total	2807	100.0



This year in my residence I have witnessed an unpleasant incident involving religious intolerance.

Freq	Count	Prct
Strongly Disagree	1770	68.0
Disagree	594	22.8
Neutral	176	6.8
Agree	35	1.3
Strongly Agree	29	1.1
Total	2604	100.0



Summary of the item Religious Intolerance :

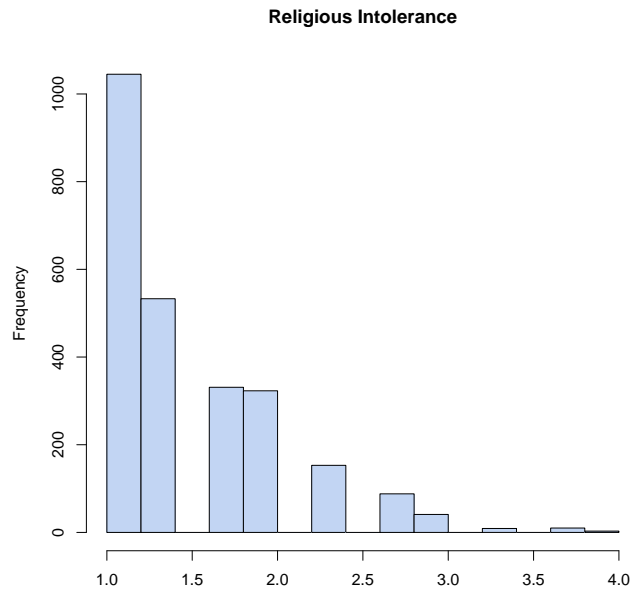


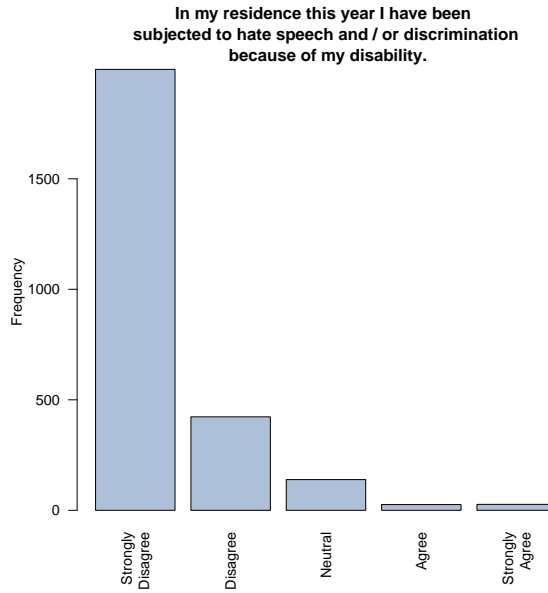
Table 12: Religious Intolerance

Mean	Standard.Deviation
1.4774	0.55432

15 Item: Disability

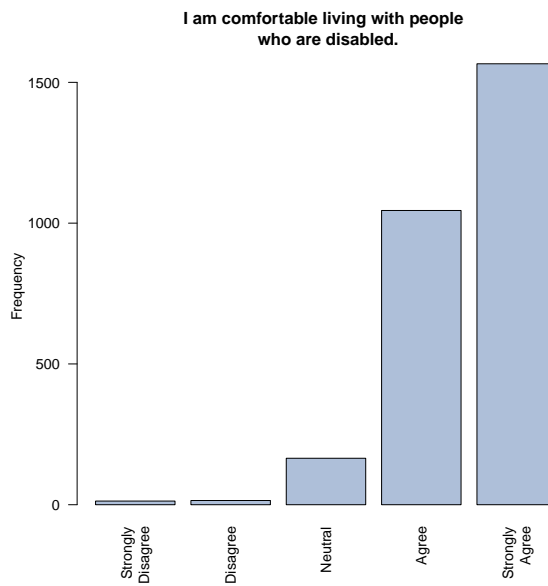
In my residence this year I have been subjected to hate speech and / or discrimination because of my disability.

Freq	Count	Prct
Strongly Disagree	1995	76.4
Disagree	423	16.2
Neutral	139	5.3
Agree	26	1.0
Strongly Agree	27	1.0
Total	2610	99.9



I am comfortable living with people who are disabled.

Freq	Count	Prct
Strongly Disagree	13	0.5
Disagree	15	0.5
Neutral	165	5.9
Agree	1045	37.3
Strongly Agree	1566	55.8
Total	2804	100.0



Summary of the item Disability :

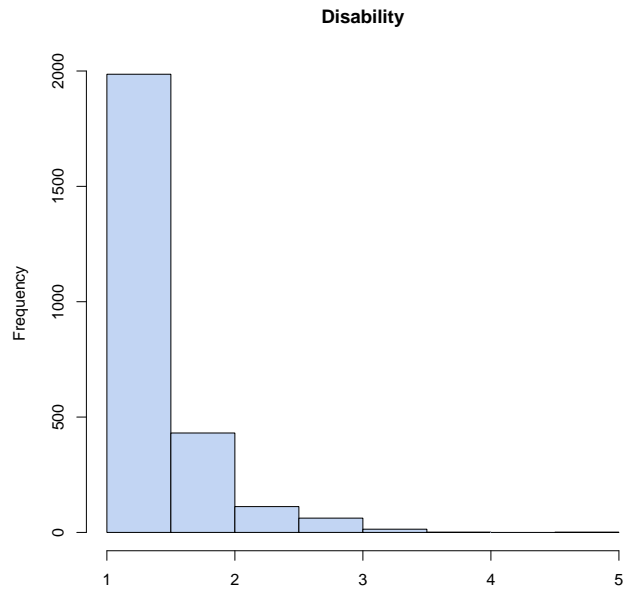


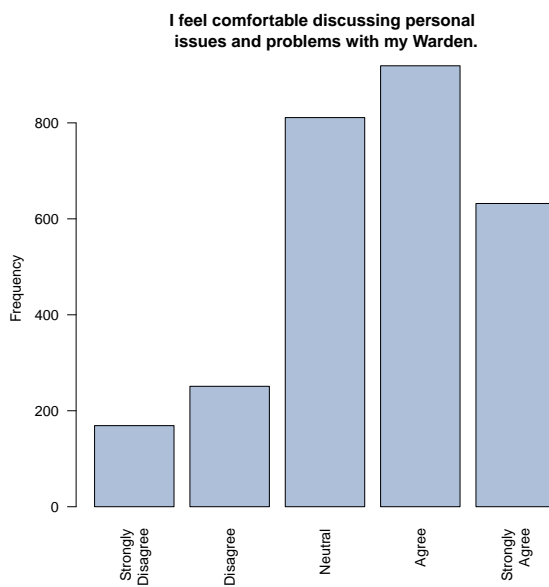
Table 13: Disability

Mean	Standard.Deviation
1.4281	0.53333

16 Item: House Warden

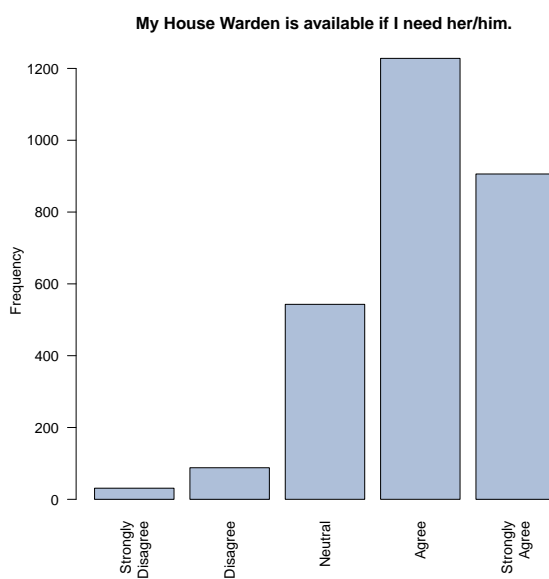
I feel comfortable discussing personal issues and problems with my Warden.

Freq	Count	Prct
Strongly Disagree	169	6.1
Disagree	251	9.0
Neutral	811	29.2
Agree	919	33.0
Strongly Agree	632	22.7
Total	2782	100.0



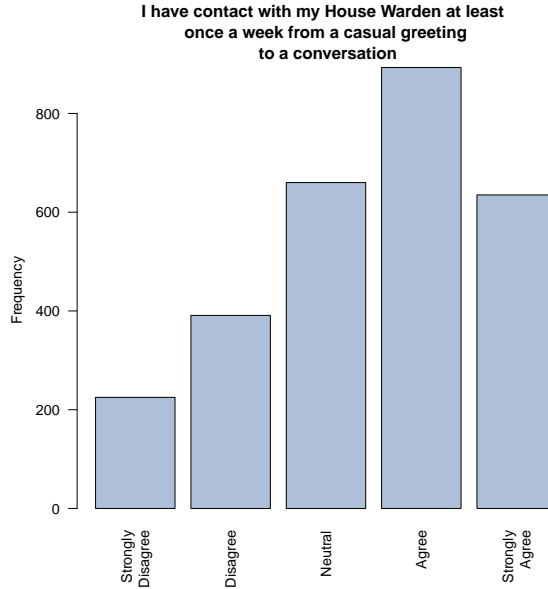
My House Warden is available if I need her/him.

Freq	Count	Prct
Strongly Disagree	31	1.1
Disagree	88	3.1
Neutral	543	19.4
Agree	1228	43.9
Strongly Agree	906	32.4
Total	2796	99.9



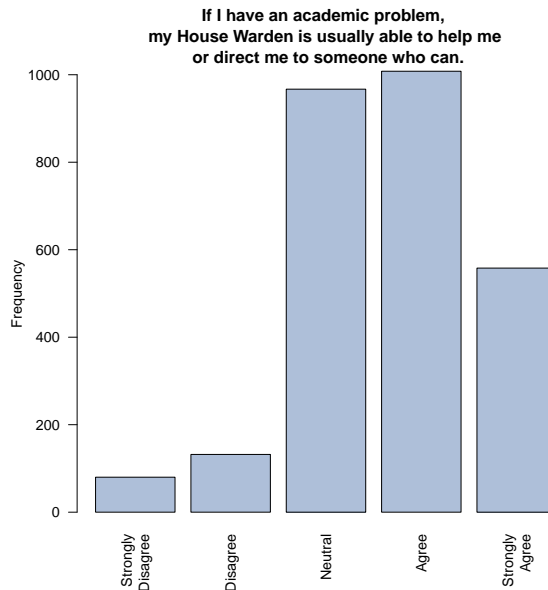
I have contact with my House Warden at least once a week from a casual greeting to a conversation

Freq	Count	Prct
Strongly Disagree	225	8.0
Disagree	391	13.9
Neutral	660	23.5
Agree	893	31.8
Strongly Agree	635	22.6
Total	2804	99.8



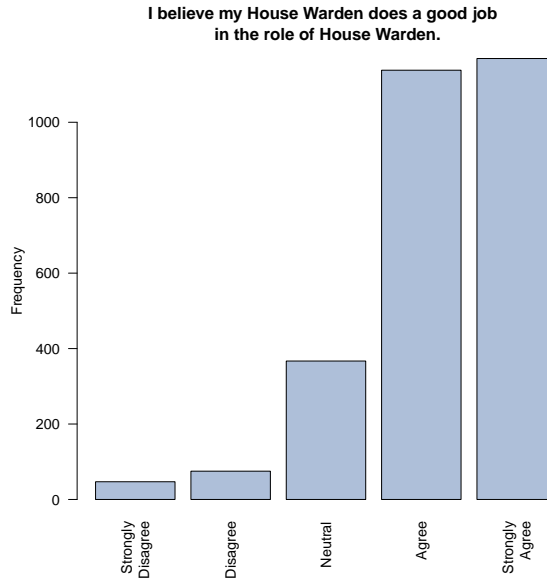
If I have an academic problem, my House Warden is usually able to help me or direct me to someone who can.

Freq	Count	Prct
Strongly Disagree	80	2.9
Disagree	132	4.8
Neutral	967	35.2
Agree	1008	36.7
Strongly Agree	558	20.3
Total	2745	99.9



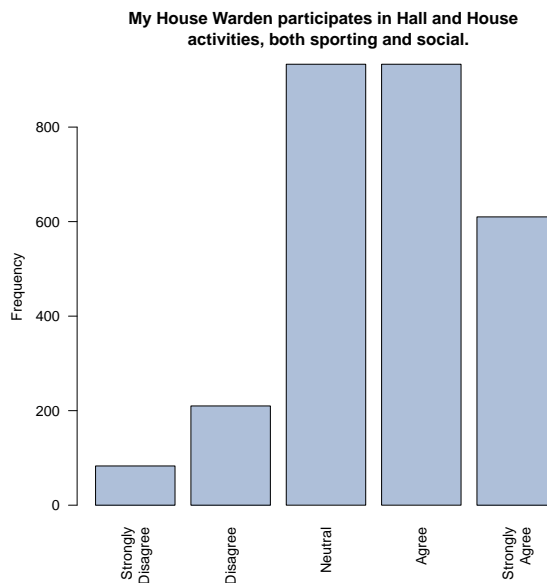
I believe my House Warden does a good job in the role of House Warden.

Freq	Count	Prnt
Strongly Disagree	47	1.7
Disagree	75	2.7
Neutral	367	13.1
Agree	1138	40.7
Strongly Agree	1169	41.8
Total	2796	100.0



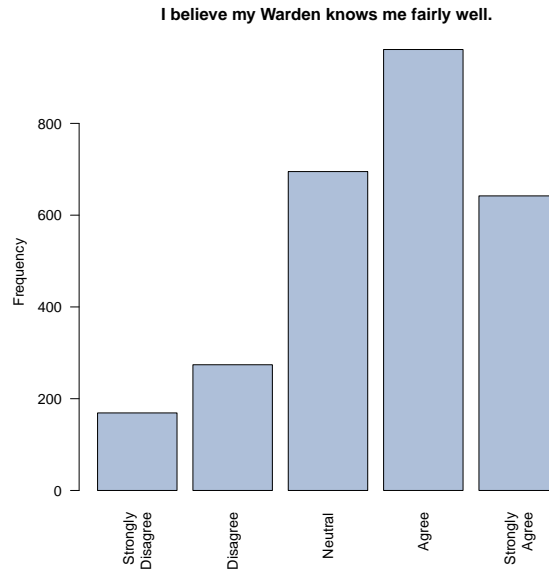
My House Warden participates in Hall and House activities, both sporting and social.

Freq	Count	Prnt
Strongly Disagree	83	3.0
Disagree	210	7.6
Neutral	933	33.7
Agree	933	33.7
Strongly Agree	610	22.0
Total	2769	100.0



I believe my Warden knows me fairly well.

Freq	Count	Prct
Strongly Disagree	169	6.2
Disagree	274	10.0
Neutral	695	25.4
Agree	961	35.1
Strongly Agree	642	23.4
Total	2741	100.1



Summary of the item House Warden :

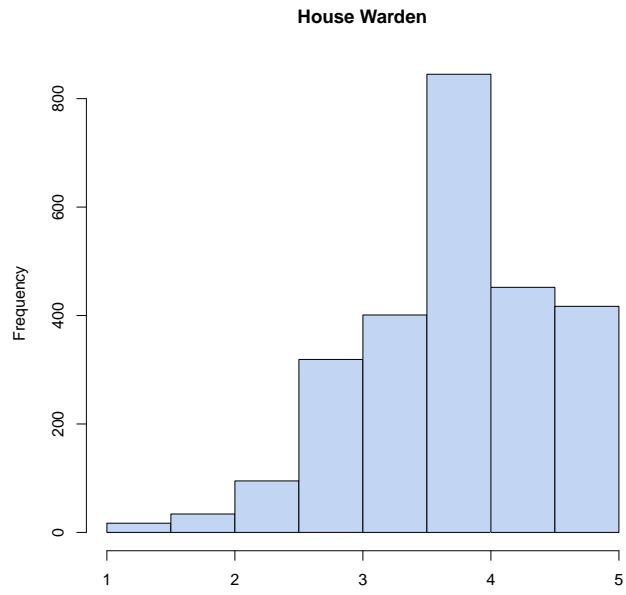


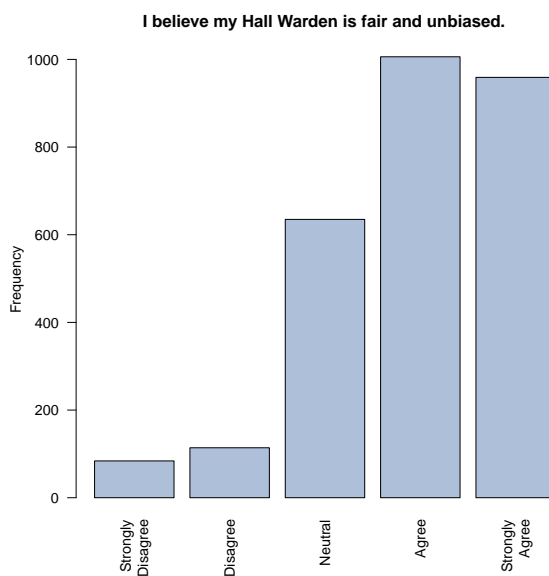
Table 14: House Warden

Mean	Standard.Deviation
3.744	0.73546

17 Item: Hall Warden

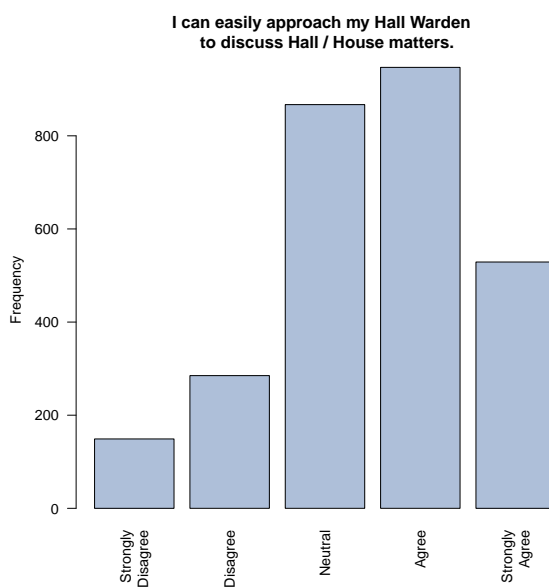
I believe my Hall Warden is fair and unbiased.

Freq	Count	Prnt
Strongly Disagree	84	3.0
Disagree	114	4.1
Neutral	635	22.7
Agree	1006	36.0
Strongly Agree	959	34.3
Total	2798	100.1



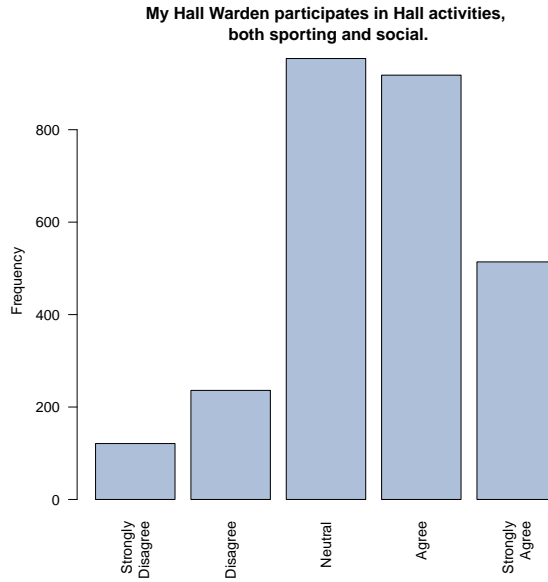
I can easily approach my Hall Warden to discuss Hall / House matters.

Freq	Count	Prnt
Strongly Disagree	149	5.4
Disagree	285	10.3
Neutral	867	31.2
Agree	947	34.1
Strongly Agree	529	19.0
Total	2777	100.0



My Hall Warden participates in Hall activities, both sporting and social.

Freq	Count	Prcent
Strongly Disagree	121	4.4
Disagree	236	8.6
Neutral	954	34.8
Agree	918	33.5
Strongly Agree	514	18.7
Total	2743	100.0



Summary of the item Hall Warden :

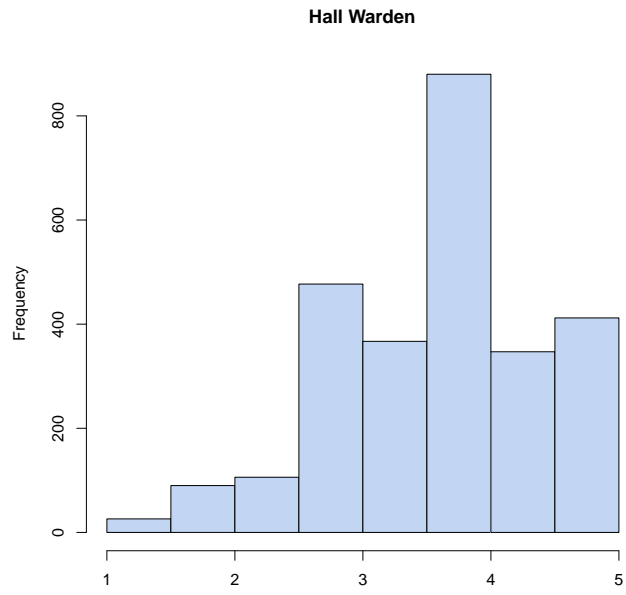
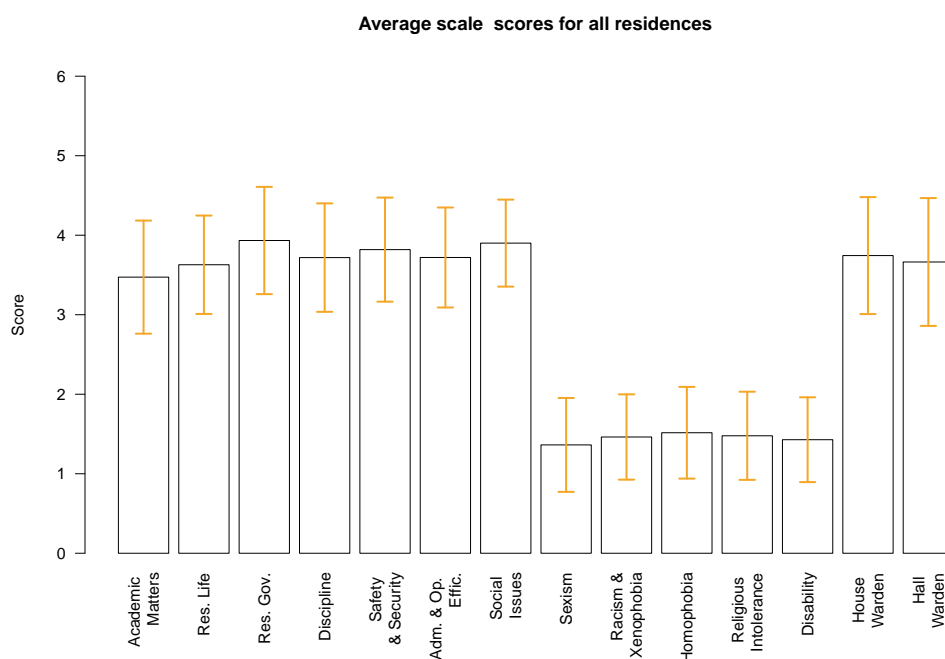


Table 15: Hall Warden

Mean	Standard.Deviation
3.6633	0.80384

18 Summary: All Items

The average scale scores are represented as the vertical bars, the error bars represent the standard deviation.



Item	Average	StdDev	N	Min	Max
Academic Matters	3.4730	0.71127	2585	1.000	5
Residence Life	3.6286	0.61884	2435	1.000	5
Res Governance	3.9335	0.67448	2757	1.000	5
Discipline	3.7186	0.68191	2730	1.000	5
Safety & Security	3.8189	0.65446	2721	1.333	5
Adm. & Op. Effic.	3.7199	0.62888	2558	1.400	5
Social Issues	3.9007	0.54712	2626	1.714	5
Sexism	1.3626	0.59048	2566	1.000	5
Racism & Xenophobia	1.4622	0.53636	2543	1.000	4
Homophobia	1.5158	0.57668	2556	1.000	5
Religious Intolerance	1.4774	0.55432	2536	1.000	4
Disability	1.4281	0.53333	2607	1.000	5
House Warden	3.7440	0.73546	2580	1.000	5
Hall Warden	3.6633	0.80384	2705	1.000	5